

Annual Disclosure Statement for 1 April 2014 to 31 March 2015
SuperLife

Emerging Markets Fund

What is the purpose of this statement?

This statement provides key information about the SuperLife Emerging Markets Fund. It tells you how the fund has performed and what fees it charged, and will help you to compare it with other funds. We prepared this statement in accordance with the KiwiSaver (Periodic Disclosure) Regulations 2013. This information is not audited and may be updated.

Description of the fund

The fund invests on a passive basis in a range of global share products focused on emerging markets and is exposed to the risks of exchange rate movements. Investment decisions take into account the investment outlook on a 5 to 7 year time horizon and returns should be measured over a 7 to 10 year period.

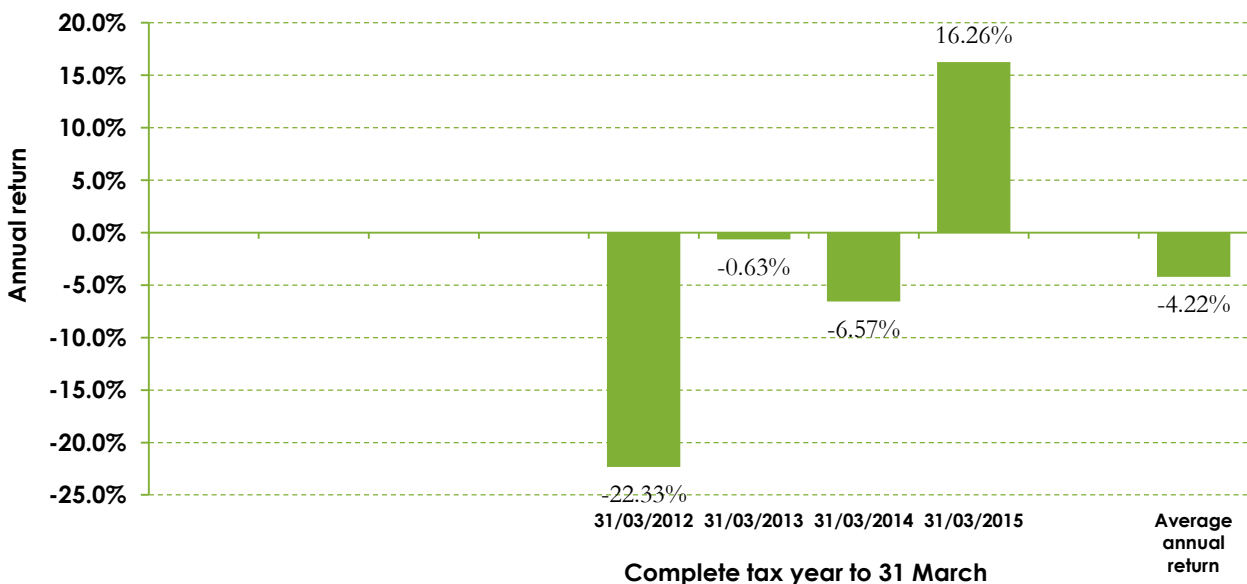
Total value of the fund:	\$6,715,069
Number of members in the fund:	2,479
Date the fund started:	27 January 2011

How has the fund performed?

	Past five years	Past year
Annual return: (after deductions for fund fees and tax ¹)	n/a	16.26%

How has the fund performed in the past?

This shows the return after fund fees and taxes for each tax year since the fund started and the **average annual return**⁴ since the fund started. It's important to note that this does not tell you how the fund will perform in the future.



SuperLife: Emerging Markets Fund

What fees were members charged?

The returns above are after deductions for **fund fees**². Over the past year these were:

Total fund fees:	1.10% of members' investments
<i>Which are made up of:</i>	
Annual management fee:	1.04%
Performance-based fees:	0.00%
Other fees and costs:	0.06%

Members were also charged **membership fees**³ of \$33 over the year.

Members may also be charged fees for specific actions or decisions (e.g. transferring to another KiwiSaver scheme). See http://www.SuperLife.co.nz/documents/kiwisaver_fees.pdf for more information about these fees.

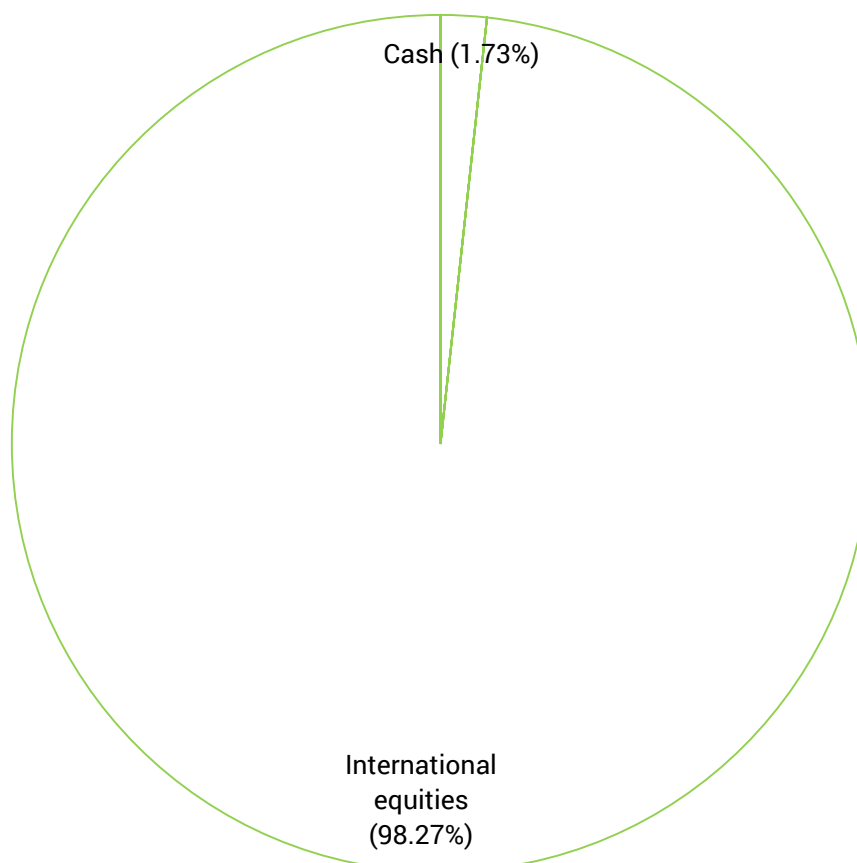
Example of how this applies to a member

Michael had \$10,000 in the fund at the start of the year and did not make any further contributions. At the end of the year, Michael received a return after fund fees and taxes were deducted of \$1,624.00 (that's 16.24% of his initial \$10,000). Michael also paid \$33.00 in membership fees. This gives Michael a total return of \$1,591.00 for the year.

What does the fund invest in?

Actual investment mix

This shows the types of assets that the fund invests in.



SuperLife: Emerging Markets Fund

Target investment mix

This shows the mix of assets that the fund generally intends to invest in.

Cash and cash equivalents	0.00%
New Zealand fixed interest	0.00%
International fixed interest	0.00%
Australasian equities	0.00%
International equities	100.00%
Listed property	0.00%
Unlisted property	0.00%
Other	0.00%

Top ten investments

	Name	Percentage of fund net assets	Type	Country	Credit rating (if applicable)
1	Vanguard Emerging Markets Shares Index Fund (VAN0005AU)	57.01%	Fund	Australia	n/a
2	PFS Somerset EM Dividend Growth Fund A Accumulation (B4Q0711)	30.19%	Fund	United Kingdom	n/a
3	PFS Somerset EM Small Cap Fund B Accumulation (B3M2G51)	7.03%	Fund	United Kingdom	n/a
4	IShares S&P India Nifty 50 Index Fund (INDY)	5.25%	Fund	United States	n/a
5	Cash deposit (ASB Bank)	1.73%	Cash & cash equivalents	New Zealand	AA-
6					
7					
8					
9					
10					

The top 10 investments make up 101.21% of the fund.

5

Key personnel

This shows the directors and employees who have the most influence on the investment decisions of the fund.

Name	Current position	Time in current position	Previous or other positions	Time in previous or other position
Michael Chamberlain	Director, Investments	17 years 0 months		
Owen Nash	Director, Investment Committee	14 years 0 months		
John O'Reilly	GM, Investment Operations	6 years 8 months		
Ryan Gillanders	Investment Analyst	6 years 9 months		
Anna Ong	Finance Accountant	4 years 4 months		

SuperLife: Emerging Markets Fund

Further information:

Electronic disclosure of this information

Most of the information contained in this statement, including some additional information, is available in a spreadsheet at www.superlife.co.nz/data_files/ADS/2015_Mar/Emerging_market_shares_data.xls.

Notes


- ¹ Returns in this statement are after tax at the highest prescribed investor rate (PIR) of tax for an individual New Zealand resident. Your tax rate may be lower.
- ² Fund fees are fees charged as a percentage of a member's interest in the fund (i.e. as a percentage of their KiwiSaver Account balance).
- ³ Membership fees are the fixed dollar charges for membership in the KiwiSaver scheme. It is deducted at \$2.75 a month from your KiwiSaver Account. If you invest in more than one fund of SuperLife, only one administration fee is deducted.
- ⁴ The average annual return is the average return since the start of the fund. It therefore includes the period prior to the completion of the first complete tax year. It is not the average of the bars shown in the graph.
- ⁵ In addition to the investments, the fund had current assets/liabilities. As a result the total value of the investments is different to the net asset value.

Manager's certificate

On behalf of SuperLife Limited, as the manager of the KiwiSaver scheme known as SuperLife (KSS 10022), we state:

1. This disclosure statement has been prepared for the purposes of the KiwiSaver (Periodic Disclosure) Regulations 2013 ("**Regulations**");
2. To the best of our knowledge after making reasonable enquiry, all information required by the Regulations has been disclosed in accordance with these Regulations and the information presented is accurate;
3. This disclosure statement does not contain any statement that is likely to deceive or mislead with regard to any particular that would be material to an offer of an interest in SuperLife.


Michael Chamberlain, Director


Owen Nash, Director

1 May 2015
Date