



SuperLife
SuperLife 80 Pool

What is the purpose of this statement?

This statement provides key information about the SuperLife SuperLife 80 Pool. It tells you how the fund has performed and what fees it charged, and will help you to compare it with other funds. We prepared this statement in accordance with the KiwiSaver (Periodic Disclosure) Regulations 2013. This information is not audited and may be updated.

Description of the fund

The fund invests in the ten single sector SuperLife Pools and targets to have, over the long term, 80% of its assets in the property and share Pools and 20% of its assets in the cash and bond Pools. Decisions are based on our view of the investment and economic outlook of the different sectors, on a 5 to 7 year time horizon and returns should be measured over a 7 to 10 year period.

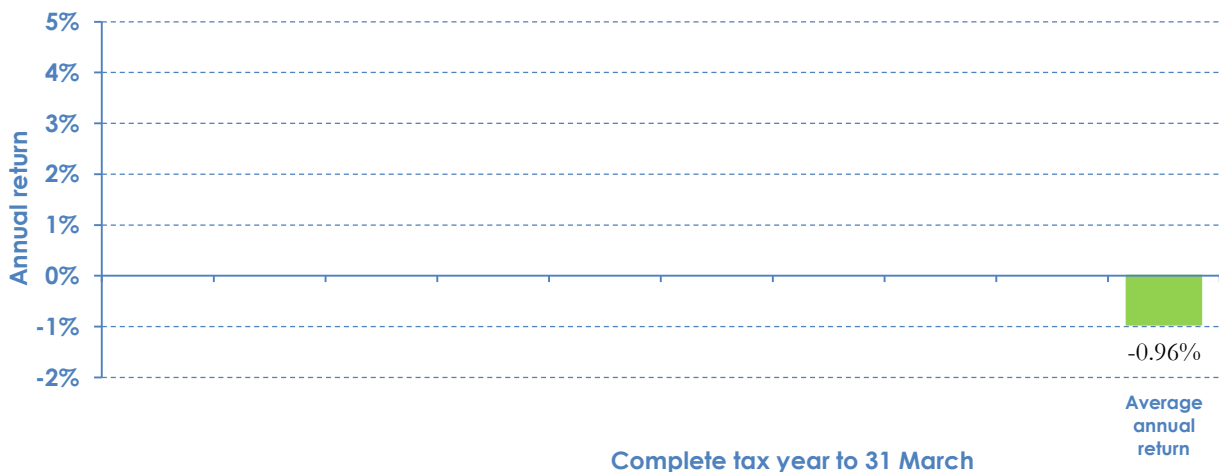
Total value of the fund:	\$868,827
Number of members in the fund:	56
Date the fund started:	13 September 2013

How has the fund performed?

	Past year
Return for the period 13 Sep 2013 to 31 Mar 2014: (after deductions for fund fees and tax ¹)	-0.96%

How has the fund performed in the past?

This shows the return after fund fees and taxes for each tax year since the fund started and the **average annual return**⁴ since the fund started. It's important to note that this does not tell you how the fund will perform in the future.





What fees were members charged?

The returns above are after deductions for **fund fees**². These fees were last totalled up for the year to 31 March 2014 and were:

Total fund fees: ⁵	0.69% of members' investments
<i>Which are made up of:</i>	
Annual management fee:	0.63%
Performance-based fees:	0.00%
Other fees and costs:	0.06%

Members were also charged **membership fees**³ of \$33 over the year to 31 March 2014. ⁶

Members may also be charged fees for specific actions or decisions (e.g. transferring to another KiwiSaver scheme). See http://www.SuperLife.co.nz/documents/kiwisaver_fees.pdf for more information about these fees.

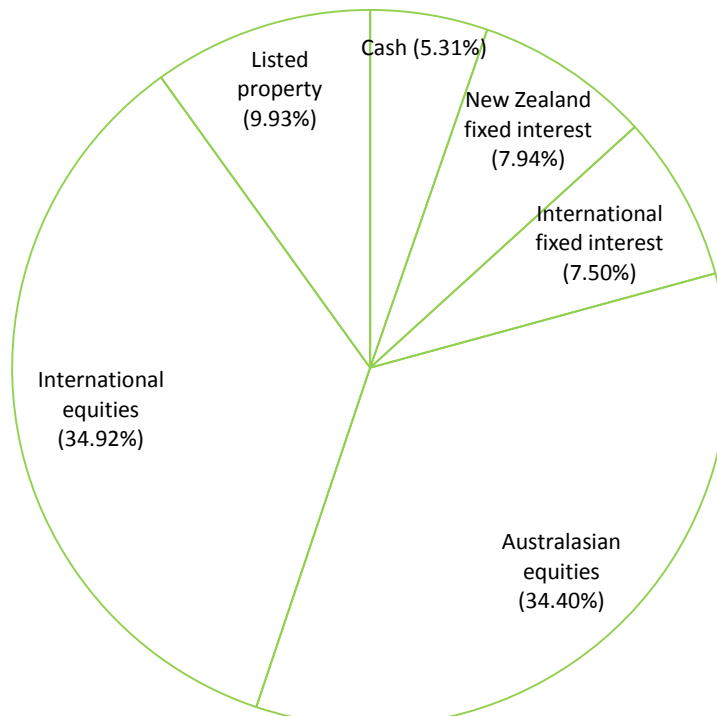
Example of how this applies to a member ⁷

Michael had \$10,000 in the fund at the start of the year and did not make any further contributions. At the end of the year, Michael received a return after fund fees and taxes were deducted of -\$118.00 (that's -1.18% of his initial \$10,000). Michael also paid \$11.00 in membership fees. This gives Michael a total return of -\$129.00 for the year.

What does the fund invest in?

Actual investment mix

This shows the types of assets that the fund invests in.





Target investment mix

This shows the mix of assets that the fund generally intends to invest in.

Cash and cash equivalents	5.00%
New Zealand fixed interest	7.50%
International fixed interest	7.50%
Australasian equities	20.00%
International equities	45.00%
Listed property	15.00%
Unlisted property	0.00%
Other	0.00%

Top ten investments

	Name	Percentage of fund net assets	Type	Country	Credit rating (if applicable)
1	SSgA International Equities Index Trust (Hedged) (SGAIEIH)	16.18%	Fund	Australia	n/a
2	Vanguard Emerging Markets Shares Index Fund (VAN0005AU)	7.83%	Fund	Australia	n/a
3	Vanguard International Credit Securities Index Fund (Hedged) (VANICSI)	7.30%	Fund	Australia	n/a
4	SSgA International Equities Index Trust (Unhedged) (SGAIEIT)	5.02%	Fund	Australia	n/a
5	PFS Somerset EM Dividend Growth Fund A Accumulation (B4Q0711)	4.26%	Fund	United Kingdom	n/a
6	Pacific Edge Limited (PEB)	1.99%	Australasian equities	New Zealand	n/a
7	Cash deposit (TSB Bank)	1.42%	Cash & cash equivalents	New Zealand	n/a
8	PFS Somerset EM Small Cap Fund B Accumulation (B3M2G51)	1.13%	Fund	United Kingdom	n/a
9	Vanguard International Property Securities Fund (VAN0018AU)	1.07%	Fund	Australia	n/a
10	Telstra Corporation Limited (TLS.NZ)	0.98%	Australasian equities	Australia	n/a

The top 10 investments make up 47.18% of the fund.

Key personnel

This shows the directors and employees who have the most influence on the investment decisions of the fund.

Name	Current position	Time in current position	Previous or other positions	Time in previous or other position
Michael Chamberlain	Director, Investments	16 years 0 months		
Owen Nash	Director, Investment Committee	13 years 0 months		
John O'Reilly	GM, Investment Operations	5 years 8 months		
Ryan Gillanders	Investment Analyst	5 years 9 months		
Daniel Borrie	Investment Analyst	3 years 9 months		



Further information:

Information about conflicts of interest

There have not been changes to the nature, or increases in the scale of, the funds related-party transactions compared with the last quarter. See the SuperLife annual financial statements for more information about the scheme's related-party transactions.

Changes to trade allocation, execution and proxy voting policies

There have not been changes to the fund's trade allocation, execution and proxy voting policies in the past three months. See www.superlife.co.nz/documents/policies.pdf for more information about these policies.

Changes to valuation methods

There have not been changes to the fund's valuation methods in the past three months.

Electronic disclosure of this information

Most of the information contained in this statement, including some additional information, is available in a spreadsheet at www.superlife.co.nz/data_files/QDS/2014_Mar/SuperLife_80_data.xls.


Notes

- ¹ Returns in this statement are after tax at the highest prescribed investor rate (PIR) of tax for an individual New Zealand resident. Your tax rate may be lower.
- ² Fund fees are fees charged as a percentage of a member's interest in the fund (i.e. as a percentage of their KiwiSaver Account balance).
- ³ Membership fees are the fixed dollar charges for membership in the KiwiSaver scheme. It is deducted at \$2.75 a month from your KiwiSaver Account. If you invest in more than one fund of SuperLife, only one administration fee is deducted.
- ⁴ The average annual return is the average return since the start of the fund. It therefore includes the period since the end of the last complete tax year.
- ⁵ The Fund had not been going for a full financial year and therefore does not have an actual annual fund fee. The estimated level of fund fees are 0.69% a year of a member's investments.
- ⁶ The fund had not been going for the full financial year. \$33 is the annual level of membership fees.
- ⁷ The "year" is the period 13 September 2013 to 31 December 2013.

Manager's certificate

On behalf of SuperLife Limited, as the manager of the KiwiSaver scheme known as SuperLife (KSS 10022), we state:

1. This disclosure statement has been prepared for the purposes of the KiwiSaver (Periodic Disclosure) Regulations 2013 ("**Regulations**");
2. To the best of our knowledge after making reasonable enquiry, all information required by the Regulations has been disclosed in accordance with these Regulations and the information presented is accurate;
3. This disclosure statement does not contain any statement that is likely to deceive or mislead with regard to any particular that would be material to an offer of an interest in SuperLife.



Michael Chamberlain, Director



Owen Nash, Director

27 October 2014

Date

