

# SuperLife UK pension transfer scheme

## SuperLife Income Fund

This is a replacement fund update dated 21 December 2023, which replaces the previous fund update dated 31 July 2023. The market index return data in the "How has the fund performed?" section, including the annual return graph, has been updated to show correct market index returns over the relevant periods.

### Fund update for the quarter ended 30 June 2023

This fund update was first made publicly available on 21 December 2023.

### What is the purpose of this update?

This document tells you how the SuperLife Income Fund has performed and what fees were charged. The document will help you to compare the fund with other funds. Smartshares Limited prepared this update in accordance with the Financial Markets Conduct Act 2013. This information is not audited and may be updated.

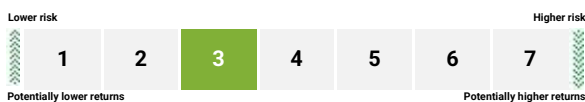
### Description of this fund

Invests in income assets and is designed for investors that want an investment in New Zealand and international fixed interest. Negative annual returns may occur once in every 7-10 years on average.

Total value of the fund:	\$3,676,522
Number of investors in the fund:	87
The date the fund started:	15 September 2013

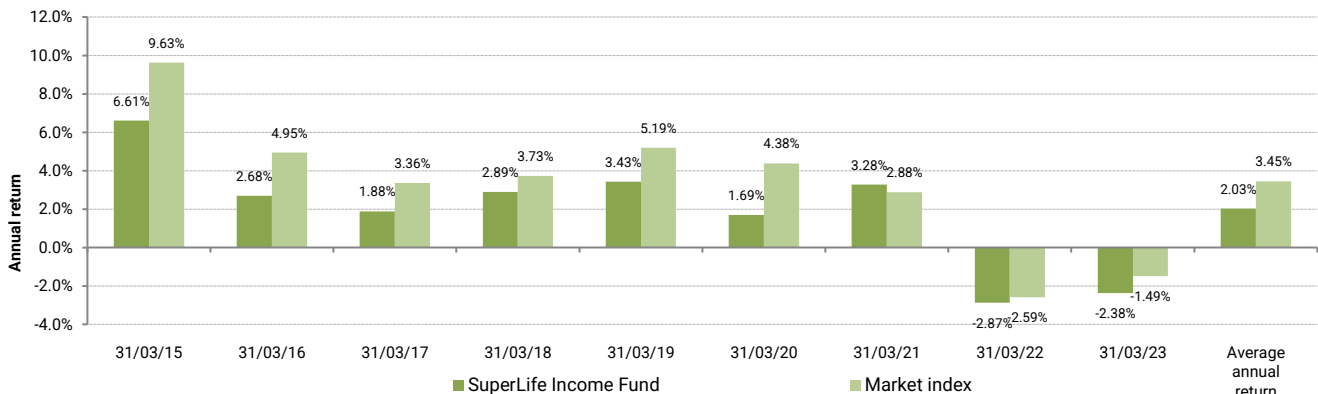
### What are the risks of investing?

#### Risk indicator for the SuperLife Income Fund



The risk indicator is rated from 1 (low) to 7 (high). The rating reflects how much the value of the fund's assets goes up and down. A higher risk generally means higher potential returns over time, but more ups and downs along the way.

### Annual return graph



To help you clarify your own attitude to risk, you can seek financial advice or work out your risk profile at [sorted.org.nz/tools/investor-profiler](https://sorted.org.nz/tools/investor-profiler).

Note that even the lowest category does not mean a risk-free investment, and there are other risks that are not captured by this rating.

This risk indicator is not a guarantee of a fund's future performance. The risk indicator is based on the returns data for 5 years to 30 June 2023. While risk indicators are usually relatively stable, they do shift from time to time. The risk indicator will continue to be updated in future fund updates.

See the Product Disclosure Statement for the SuperLife UK pension transfer scheme for more information about the risks associated with investing in this fund.

### How has the fund performed?

	Average over past 5 years	Past year
<b>Annual return</b> (after deductions for charges and tax)	0.50%	-0.14%
<b>Annual return</b> (after deductions for charges but before tax)	1.45%	0.19%
<b>Market index annual return</b> (reflects no deduction for charges and tax)	1.58%	1.19%

The market index return is a composite of benchmark index returns, weighted for the fund's target investment mix (also known as target asset allocation). The specific benchmark indices used for each asset class are defined in the Statement of Investment Policy and Objectives (SIPO). The SIPO and further additional information about the market index is available on the offer register at [disclose-register.companiesoffice.govt.nz](https://disclose-register.companiesoffice.govt.nz).



This shows the return after fund charges and tax for each year ending 31 March since the fund started. The last bar shows the average annual return since the fund started, up to 30 June 2023.

**Important:** This does not tell you how the fund will perform in the future.

Returns in this update are after tax at 28%.

### What fees are investors charged?

Investors in the SuperLife Income Fund are charged fund charges. In the year to 31 March 2023 these were:

	% per annum of fund's net asset value
<b>Total fund charges</b>	0.77%
Which are made up of:	
<b>Total management and administration charges</b>	0.77%
Including:	
Manager's basic fee	0.76%
Other management and administration charges	0.01% <sup>1</sup>
<b>Other charges</b>	<b>Dollar amount per investor</b>
Administration fee	\$60 per annum

Investors may also be charged individual action fees for specific actions or decisions (for example, for withdrawing from or switching funds). See the Product Disclosure Statement for the SuperLife UK pension transfer scheme for more information about those fees.

The fees set out above include GST where applicable.

Small differences in fees and charges can have a big impact on your investment over the long term.

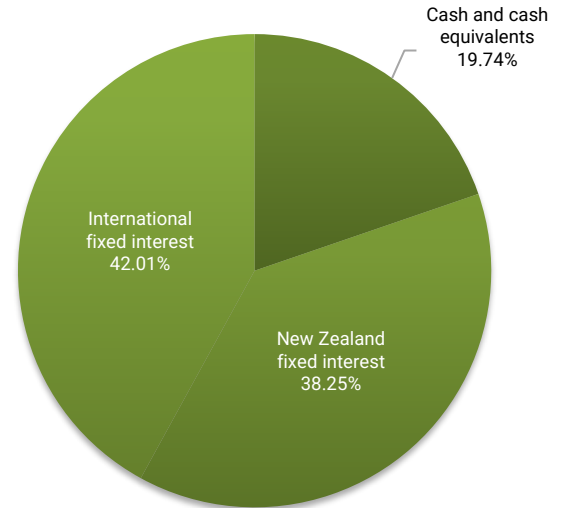
### Example of how this applies to an investor

Jess had \$10,000 in the fund at the start of the year and did not make any further contributions. At the end of the year, Jess received a return after fund charges were deducted but before tax of \$19 (that is 0.19% of Jess's initial \$10,000). Jess paid other charges of \$60. This gives Jess a total loss after tax of \$-74 for the year.

## What does the fund invest in?

### Actual investment mix

This shows the types of assets that the fund invests in.



### Target investment mix

This shows the mix of assets that the fund generally intends to invest in.

Asset Category	Target asset mix
Cash and cash equivalents	19.00%
New Zealand fixed interest	39.00%
International fixed interest	42.00%
Australasian equities	-
International equities	-
Listed property	-
Unlisted property	-
Commodities	-
Other	-



## Top 10 investments

Name	% of fund's net asset value	Type	Country	Credit rating (if applicable)
iShares Core Global Aggregate Bond UCITS ETF	31.19%	International fixed interest	Ireland	
New Zealand Government 0.50% 15/05/24	2.54%	New Zealand fixed interest	New Zealand	AAA
ANZ NZD Current Account	2.41%	Cash and cash equivalents	New Zealand	AA-
New Zealand Government 4.50% 15/04/2027	2.04%	New Zealand fixed interest	New Zealand	AAA
New Zealand Government 2.75% 15/04/2025	1.88%	New Zealand fixed interest	New Zealand	AAA
Mortgage Passthrough TBA	1.81%	International fixed interest	United States	AA+
New Zealand Government 3.00% 20/04/2029	1.65%	New Zealand fixed interest	New Zealand	AAA
New Zealand Government 0.25% 15/05/2028	1.55%	New Zealand fixed interest	New Zealand	AAA
New Zealand Government 3.50% 14/04/2033	1.50%	New Zealand fixed interest	New Zealand	AAA
New Zealand Government 0.50% 15/05/2026	1.44%	New Zealand fixed interest	New Zealand	AAA

The top 10 investments make up 48.01% of the fund's net asset value.

## Currency hedging

As at 30 June 2023 the fund's exposure to assets denominated in foreign currencies was 41.13%, of which 100.00% was hedged. This means the fund's unhedged foreign currency exposure was 0.00% of the net asset value of the fund. See the current SIPO on the offer register at [disclose-register.companiesoffice.govt.nz](https://disclose-register.companiesoffice.govt.nz) for more information on the fund's currency hedging strategy.

## Key personnel

This shows the directors and employees who have the most influence on the investment decisions of the fund:

Name	Current position	Time in current position	Previous or other current position	Time in previous or other current position
Guy Roulston Elliffe	Director	7 years and 7 months	Corporate Governance Manager - ACC (current position)	8 years and 2 months
Stuart Kenneth Reginald Millar	Chief Investment Officer - Smartshares	4 years and 1 month	Head of Portfolio Management - ANZ Investments	6 years and 4 months
Graham Nicholas Stewart Law	Director	1 year and 6 months	Chief Financial and Corporate Officer - NZX (current position)	5 years and 6 months
Alister John Williams	Director	7 years and 7 months	Investment Manager - Trust Management	5 years and 4 months

## Further information

You can also obtain this information, the Product Disclosure Statement for the SuperLife UK pension transfer scheme, and some additional information, from the offer register at [disclose-register.companiesoffice.govt.nz](https://disclose-register.companiesoffice.govt.nz).

## Notes

- These charges refer to the normal fund operating costs that are charged to the fund. For disclosure purposes, supervisor, audit and legal costs are not included in the manager's basic fee, but are included in the other management and administration charges. Some of these are fixed costs so the amount shown can range from 0% up to the total fund charges depending on the total value of the fund.